

DermaLife® Ma Melanocyte Culture Medium Specification Sheet



DermaLife Ma Cell Culture Medium

DermaLife Ma is a low serum, PMA-free, Cholera toxin-free medium optimized for the culture of Adult Human Epidermal Melanocytes (HEMa). DermaLife Ma supports the growth of these cells over a period of at least 10 population doublings.

DermaLife Basal Medium contains no antimicrobials and no phenol red. Lifeline offers antimicrobials and phenol red; however, they are not required for eukaryotic cell proliferation.

DermaLife Ma Cell Culture Medium Components

DermaLife Ma is offered in a kit format composed of basal medium and associated supplements and growth factors called "LifeFactors®." This kit allows you to prepare fresh medium in your laboratory, extending shelf life and enhancing performance. DermaLife Basal Medium is provided in a light-protected 500 mL bottle. The remaining LifeFactors (growth factors and supplements) are packaged in a convenient gas-impermeable pouch for easy storage.

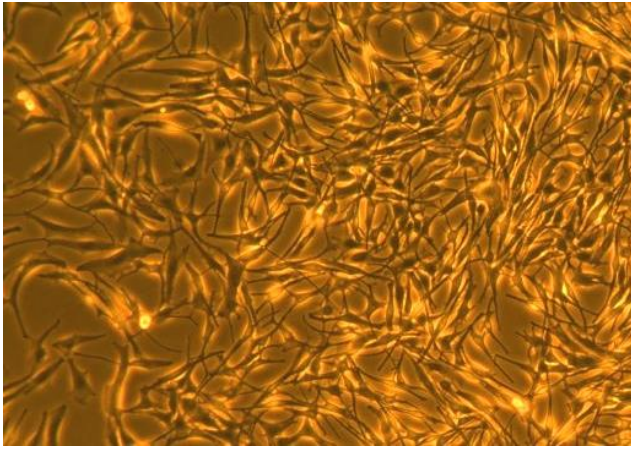
Product	Part No.	Volume	Final Concentrations in Supplemented Medium	Storage
DermaLife Ma Medium Complete Kit, (DermaLife Basal Medium, DermaLife Ma LifeFactors Kit)	LL-0039			2-8°C when prepared
DermaLife Basal Medium	LM-0004	485 mL		2-8°C
DermaLife Ma LifeFactors Kit	LS-1063			-20°C
rh Insulin LifeFactor	LS-1004	0.5 mL	5 µg/mL	-20°C
Ascorbic Acid LifeFactor	LS-1005	0.5 mL	50 µg/mL	-20°C
L-Glutamine LifeFactor	LS-1031	15 mL	6 mM	-20°C
Epinephrine LifeFactor	LS-1032	0.5 mL	1 µM	-20°C
StiMel8™ LifeFactor	LS-1050	5 mL	Contains: FBS, rh FGF-b, rh EGF, Endothelin-1, Apo-Transferrin, Hydrocortisone Hemisuccinate, Bovine Pituitary Extract	-20°C
TM3 LifeFactor	LS-1061	1 mL	proprietary	-20°C
Calcium Chloride LifeFactor	LS-1062	840 µL*	1.5 mM *(vial contains 1 mL)	-20°C
Antimicrobial Supplement: Gentamicin and Amphotericin B (Provided with purchase of LL-0039)	LS-1104	0.5 mL	Gentamicin 30 µg/mL Amphotericin B 15 ng/mL	-20°C
Optional Supplements	Part No.	Volume	Concentrations of Supplement	Storage
Phenol Red Supplement	LS-1009	1 mL	33 mM	RT

Quality Testing for Guaranteed Consistency and Reproducible Results

Lifeline Cell Technology manufactures products using the highest quality raw materials and incorporates ISO style quality assurance in every production run. Exacting standards and production procedures ensure lot-to-lot consistency. Every production lot of DermaLife Ma Medium is extensively tested using normal adult human melanocytes. DermaLife Ma Medium and Gentamicin-Amphotericin B (LS-1104) are cell culture tested separately.

- Sterility Testing Negative for bacteria and fungal growth
- pH 7.5 +/- 0.2
- Cell Testing Rate of proliferation and morphology
- Osmolality 315 +/- 10 mOsm
- Endotoxin < 0.5 EU/mL

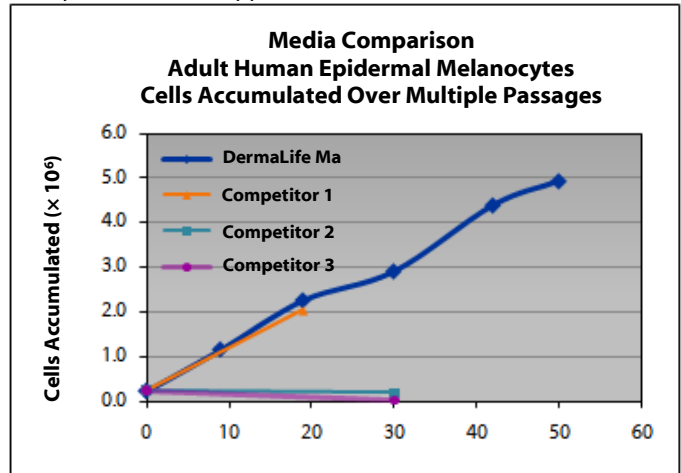
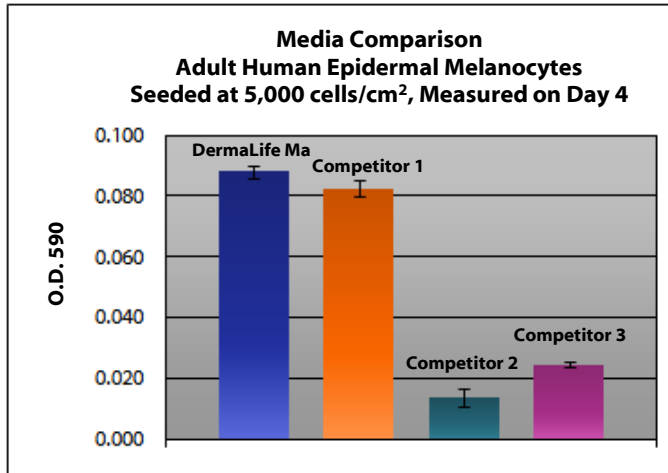
To place an order, please visit lifelinecelltech.com or call technical and customer service at 877.845.7787.



DermaLife® Ma Medium grows Adult Human Epidermal Melanocytes (HEMA) through at least 10 population doublings at rates that outperform other commercially available media while maintaining excellent cell morphology. In comparisons with other commercially available medium, DermaLife Ma shows superior proliferation and maintenance of L-DOPA Oxidase activity.

Shown left: Adult Human Epidermal Melanocytes, passage 3, 10 days after inoculation with 5,000 cells/cm² (100X).

Shown below and right: Adult Human Epidermal Melanocytes achieve proliferation for >40 days in DermaLife Ma but do not proliferate or survive beyond the first plating when grown in media offered by other media suppliers.



The Lifeline® Guarantee

Lifeline's rigorous quality control ensures sterility and performance to standardized testing criteria. Upon request, Lifeline will provide lot-specific QC test results, material safety data sheets and certificates of analysis. See complete guarantee/warranty statement at lifelinecelltech.com or contact your Lifeline representative for more information.

Innovative Packaging Features

Lifeline has made significant improvements to traditional medium packaging.

- The specially designed shrink label works as a light barrier to help protect medium from light damage.
- A barrier sleeve helps protect the medium from contaminants found in the water bath.
- Lifeline is an environmentally friendly company. Our cell culture media bottles are recyclable and we ship all products with biodegradable packing material.

Safety Statement

This product is for Research Use Only. This product is not approved for human or veterinary use, or for use in *in vitro* diagnostics or clinical procedures.

Call Lifeline Technical Service and Sales at 877.845.7787

or visit lifelinecelltech.com for more information

Lifeline Cell Technology – 8415 Progress Drive, Suite T – Frederick, MD 21701

©2016 Lifeline Cell Technology. All Rights Reserved